



By The Way



Term 2 Week 6, 2021

17 Troy Street, Emu Plains NSW Phone: (02) 4777 7200 Email:

OLOW@parra.catholic.edu.au Web:

<http://www.olowemuplains.catholic.edu.au>

Our Lady of the Way Parish Weekend Mass times: Saturday Vigil 6pm, Sunday 8am and 9:30am.
Weekday Mass times: Tuesday 6.00pm, Wednesday, Thursday and Friday 9.00am,
All welcome!

Principal's Message

AROUND THE Grounds @ OLOW

Dear Our Lady of the Way Community



Last Sunday, Christians around the world observed Pentecost Sunday. In the New Testament, reference to the Pentecost can be found in the Acts 2:1-13. This section of the Bible tells how the Holy Spirit descended from heaven to bless the disciples of Jesus Christ, causing them to speak in different tongues. It also accounts the time when the Saviour ascended to heaven as a resurrected being.

Describing Pentecost, Acts 2:1-4 reads, "Suddenly, there came a sound from heaven as of a rushing mighty wind, and it filled all the houses where they were sitting. And there appeared unto them cloven tongues of fire, and it sat upon each of them. And they were all filled with the Holy Spirit and began to speak in other tongues, and the spirit gave them utterance."

At first, the apostles speaking in different tongues sparked controversy and confusion. Those who had the chance to hear the message of God through the apostles speaking in different languages were convinced that the event was one of God's miracles.

A fellow parishioner shared this with me this week and it really gave me some food for thought. I hope this speaks to you as well.

Elie Wiesel, KBE, was a holocaust survivor, a writer, and a professor of Humanities. He had to restart his life more than once, not least after being liberated from Auschwitz. So, he was well qualified to advise on the most important things when it comes to choosing your direction in life.

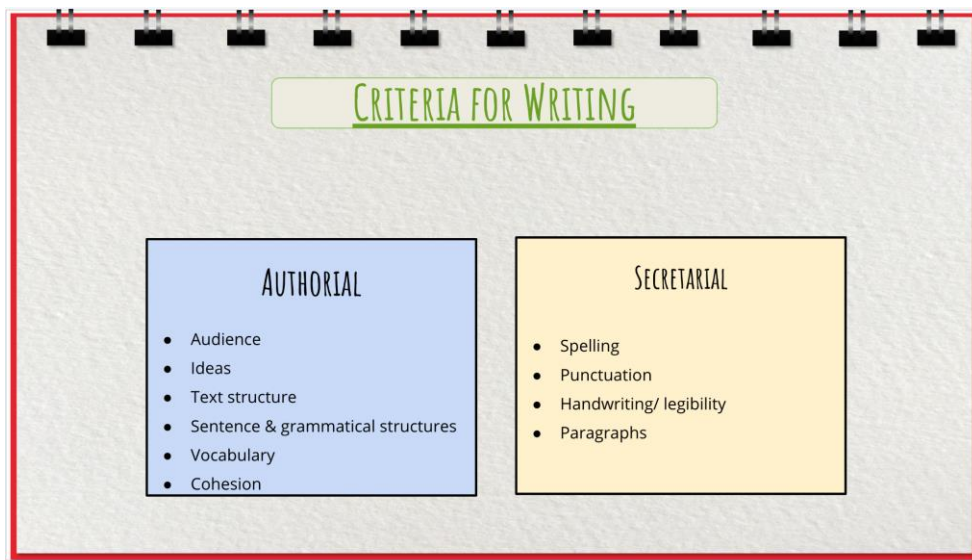
"First of all, he said, you have to decide where you are going. Secondly, you need to know who will go with you."

Any journey is shorter, and more likely to succeed, if you make it with a friend. So, on this weekend, the Feast of Pentecost, let us all remember these words from the gospel of John **"As the Father sent me, so am I sending you"**. As you travel on your journey this week, past Pentecost and on to the Feast of the Holy Trinity, take the Holy Spirit with you wherever you go as you endeavour to make a difference to the lives of the people you meet along the way.

Twilight Professional Learning Meeting - Writing

Last Wednesday afternoon, our staff were involved in a twilight professional development meeting. During this time we conducted a learning walk of all classrooms in the school. Each team reported back to the staff on the work they have been doing during the English block each day.

Our work with our Teacher Educator, Lise Sercombe, has been examining the writing cycle. We have identified that the role of the writer can be broken into two distinct roles. These roles are either authorial or secretarial. Both roles are equally as important as each other.



We have used both the NAPLAN writing guide as well as a tool from Monash and Charles Sturt University to analyse student work samples. This also allows the students to know where they are in their learning and what their next steps will be.

Below you will find photographs of the work that has been completed so far this term in writing.

Abolished - ended immigrants exposed restriction invasion nationalities federal policies countries national Vocabulary federal - state Federation goods and services Parliament Government Pres colonies Governor Convicts currency law penal colony British established Australia Commonwealth New South Wales Australian Constitution

Australian Constitution

Who
 Father of Federation → 5 time Premier
 Henry Parkes
 Alfred Deacon
 Edmund Barton
 The Queen
 The Delegates
 ATSI

When
 First Federation 1901
 HP speech 1889
 Draft Constitution 1891
 1899 - All colonies agreed except WA

Where
 Centennial Park → Federation
 Capital City? VIC? NSW?
 Tenterfield - HP speech
 NZ. opted out
 Fighting for Federation
 PM 6 British Colonies

Why
 Against smaller states and territories
 poor economy
 people wanted a say
 hard to travel between colonies
 separate nation
 Australian defence
 stop war between colonies

History **Driving Question**

changes in the past? influences
 What are the effects?
 experiences
 policies - How have they affected?
 - Learning from mistakes

How did our past influence our future?
 As a country now
 Present Day
 Australia
 Change persuade affect
 Centuries ago - colonisation - federation

Unity
 different nationalities
 different cultures → white Aust. Policy
 Commonwealth
 Telling stories:
 - Aboriginal
 - Convicts
 - Depression
 - Settlement
 Links with uniting nations (Aust + USA) becoming one
 we are Australian
 being different
 we come together
 American Revolution
 - freedom
 - united States of America
 - American version of Federation
 Canberra formation
 How Australia came together
 Australian Democracy

LETTER TO THE EDITOR

don't know their name
 the editor who it's addressed to
 searching through
 name of the newspaper

salutation
 CUSTOMS HOUSE REGULATIONS - A LETTER TO THE EDITOR
 I write to you to protest against your barbarous Customs-house regulations...
 I have been...
 Yours sincerely - angrily
 feeling strong about it

travelling by train
 stupid, harsh, rude, brutal, ridiculous
 laws
 disgrace
 inconvenient
 proposterous
 frustration

* time connectives
 * addressing the article or issue then readdressing at the end
 * proper nouns → places - states
 * time vocabulary - used in 1900s

* only covers one topic
 Custom house regulations
 being searched colonies

We've Got the
POWER to write

Plan

Decide what you are writing
Brainstorm ideas
Research
Know your audience.

Organise

Put your ideas in an order that makes sense
Decide what's most important (Main idea)

Write

JUST WRITE! Don't worry about spelling or grammar. Just get your ideas on paper.

Edit

Read what you wrote
Ask yourself - Does it make sense?
Is something missing?
Check spelling and grammar.

Revise

Re-write your final copy (hand written or typed)
Put in the time and effort to produce your best work.

Anthology - anthologiser / anthologising

language can be

for us to use

→ hunt for

→ schema is changing

segments or parts
article

interesting to you
the viewer

explain

saying something
you shouldn't

question you don't
need to respond to

\$2 Summary

An anthology is a collection of ideas you hear around you that are interesting, such as quotes, speeches, poems etc.

One of the best ways to understand form, theme, atmosphere, and style is to read a variety of texts. By choosing a range of texts of "quality" we have made a hard for ourselves. It is really much more to take up ourselves.

The First Commandment

Mark 12: 28-34
Wise People

"28 One of the scribes came near and ^{fighting, arguing} heard them disputing with one another, and seeing that ^{Jesus} he answered them well, ^{rules / must do} he asked them, "Which commandment is

the first of all?" 29 Jesus answered, "The
first is, "Hear, O Israel: the Lord our
God, the Lord is one; 30 you shall love
the Lord your God with all your heart,
and with all your soul, and with all your
mind, and with all your strength." 31 The
second is this. "You shall love your

Audience

Text Structure

Ideas

Vocabulary

Cohesion

Paragraphing

Sentence structure

Punctuation

Spelling

Learning Intention

We are learning to compose imaginative texts that show evidence of developed ideas

Success Criteria


I can;

- plan a piece of writing using a stimulus picture.
- use my plan to write an introduction
- develop my ideas and organise them into paragraphs to support the reader.
- use adjectives in noun groups to create more accurate description

• The black cat

The black cat
with sharp claws
The noisy, old,
alarm clock

RELIGIOUS EDUCATION NEWS



Feast of Mary Help of Christians

On Tuesday May 25 the students from Years 4, 5 and 6 attended a special Mass to celebrate the Feast of Mary Help of Christians. Our school community acknowledges this feast day as our school's feast day. It was wonderful to finally be able to celebrate Mass together once again and we look forward to the time when all grades can celebrate together. Particular thanks to the students of Year 4 who led our celebration so beautifully.

We look to Mary not only as the patron of our country, but of our school community. We pray that Mary's courage and gentleness will be very much present in our school community.

Parish Mass

As we are now able to attend Mass in larger numbers, there will be a grade attending Mass each week on a Friday at 9:00am. Years 4, 5 and 6 have already attended and dates and times for Kindergarten to Year 3 are in the 'Important Dates'. You are very welcome to attend these Masses. We will keep you informed of the dates for Term 3 via this newsletter and Skoolbag.

Parish Sacramental Program

Below is a reminder of the important remaining dates for First Eucharist (mainly 2021 Year 4 students)

Session 3:

Parents and Children

Fri. 28th May at 6.30pm IN CHURCH


Session 4:

Rehearsal for First Eucharist

Wed. 9th June 6.30pm IN CHURCH

Celebration of the Sacrament of First Eucharist

Sat. 19th June at 4.00 pm



Assistant Principal's Message

Compass

We continue with the roll-out of the Compass Parent Portal. Hopefully most parents received details about how to log on to the portal.

There are still a few families that have not yet logged on. It is important that we get a parent for each student on the portal as moving forward, access to reports and booking interview times will be via the Parent Portal.

If you would like to update your details to gain access, could you please email your updated details to OLOW@parra.catholic.edu.au.

Details will be updated weekly and updated notifications for access sent out on a Friday.

Student/Parent/Teacher Conferences

The opportunity to sit with your child and one of their teachers to engage in a conversation about their learning will take place in Week 9 from Tuesday 15 June - Thursday 17 June. Bookings will be available via the Parent Portal from Monday 7 June at 3pm and will close on Friday 11 June at 5.30pm.

Semester 1 Reports

Student's Semester 1 reports will be made available on the Compass Parent Portal in Week 8 on Thursday 10 June at 3.30pm.

Making reports accessible on Compass means that reports will longer be printed out and sent home.

Glenn Crawford

LEARNING NEWS

PBS4L - Positive Behaviour Support 4 Learning.

As shared in the previous newsletter, we are on a continual journey in developing our understanding, learning and skills in many areas. This is particularly the case in PBS4L. At the end of last term, OLOW staff worked together to develop a set of 'scripts' or expectations for various parts of our day. The purpose of the scripts is to explicitly unpack teacher and student actions and responsibilities particularly when there is a need for safe practices. Earlier this term, we shared examples of scripts related to arrival and dismissal. The focus of the scripts in this newsletter include Lining Up, Eating Time, Japanese, Music, Liturgies and Assemblies. Please help us reinforce the expectations of behaviour by talking about these at home.





Lining Up Procedure

Name of procedure: Lining Up

REASON for this procedure? Safe orderly arrival to class

WHAT are the steps for successful completion of the procedure?

Teacher Actions/Responsibilities	Student Actions/Responsibilities
<ul style="list-style-type: none">Teachers on duty encourage children to move to their line up area (Monday morning assembly spot - except Year 2 to line up next to bags outside classroom)Teachers that are not on duty are expected to be standing in front of their class line by the end of the music. <p>WET WEATHER ALTERATIONS</p> <ul style="list-style-type: none">If rain occurs during the break play time, teachers on duty ask all students to move to an undercover area (COLA or breezeway).All teachers not on duty, move to classroom for supervision of studentsIf return to classrooms is called teachers on duty direct Kindergarten, Year 6 and Year 1 line up under COLA.Year 2, Year 3 and Year 4 line up outside their classroom underneath the verandah.Year 5 line up under the breezeway near the stairs.All classes line up in two lines.	<ul style="list-style-type: none">Students stop all games at the start of stop and drop music. They drop to the ground and listen to the teacher on duty's instruction. Students go to the toilet and get a drink if needed and walk promptly to lines before the music stops.All equipment must be packed up and put away at the start of music.At the end of 2nd break, all wooden and plastic blocks in the playground need to be put away by students playing with them. SRC members to monitor this.Students sit down quietly in class lines outside of their classroom and wait for their teacher to arrive. <p>WET WEATHER ALTERATIONS</p> <ul style="list-style-type: none">If rain occurs during the break all students move to an undercover area (COLA or breezeway).If return to classrooms is called Kindergarten, Year 6 and Year 1 line up under COLA.Year 2, Year 3 and Year 4 line up outside their classroom underneath the verandah.Year 5 line up under the breezeway near the stairs.All classes line up in two lines.

WHO needs to be taught this procedure? All students.

WHO will teach this procedure? Classroom teachers

WHEN is this procedure needed? Start of day, end of 1st break, end of 2nd break.

WHEN will the procedure be taught? Term 1 Role play before and during eating time reinforce.

WHEN will the procedure be practised? Daily reinforced by teachers, reminded by class teachers at point of need.

HOW will you recognise procedure compliance? See the students lined up in 2 lines and walking safely around the school. Positive feedback from teachers.

HOW will you consistently enforce and correct errors? Tokens

HOW will you consistently enforce and correct errors? All staff to precorrect with verbal prompts during eating time. Teachers will prompt, praise with tokens and correct behaviours. Verbal feedback, reinforcement at eating time.



Music Room Procedures

Name of procedure: Music Room Procedures

REASON for this procedure? Smooth procedure to next activity, routines

WHAT are the steps for successful completion of the procedure?



Teacher Actions/Responsibilities	Student Actions/Responsibilities
<ul style="list-style-type: none">Children hand sanitizer, move to instruction space for greeting and lesson.Keyboards switched on at power point. WET WEATHER ALTERATIONS <ul style="list-style-type: none">N/A	<ul style="list-style-type: none">Children reminded of the 5 LsCare of instrumentsAttention to required taskSelf assessment WET WEATHER ALTERATIONS <ul style="list-style-type: none">N/A

WHO needs to be taught this procedure? All students

WHO will teach this procedure? Music teacher

WHEN is this procedure needed? Tuesday Wednesday, Thursday

WHEN will the procedure be taught? At the commencement of each lesson

WHEN will the procedure be practised? Each lesson until routine is established

HOW will you recognise procedure compliance? Children are compliant and understand what is expected, lesson proceeds in a smooth and productive manner

HOW will you consistently enforce and correct errors? Children will be rewarded for correct behaviour, students who are non compliant will be reminded of expected behaviour



Japanese Class Procedure

Name of procedure: Japanese Classes - Procedures

REASON for this procedure?

Students and teachers are aware of the expectations in Japanese classes.

WHAT are the steps for successful completion of the procedure?

Teacher Actions/Responsibilities	Student Actions/Responsibilities
<ul style="list-style-type: none"> Once students are seated, the teacher will outline the lesson - remind or present LI & SC, the learning activities for the lesson and the expectations around completing these activities. The teacher will ask if there are any questions about the tasks and explain these as needed. The teacher will then ask any students needing further assistance to remain with them. Differentiated work activities and expectations to be explained at this time. The teacher will direct groups in turn to collect their equipment ie books, pencils, technology ect and to begin on their activities. The teacher will circulate assisting, explaining and reminding students of the expectations as needed. 10 mins before the end of the lesson, the teacher will direct the students to pack up & bring their Crunch n Sip to the floor. The teacher will hold a plenary session with the class at Crunch N Sip time to discuss & summarise the learning from that lesson and the 'where to' for next lesson. The teacher will ask students to line up, with their headphones or instruments as needed for their Music lesson, The teacher will then walk with them to change over with the Music Class. <p>WET WEATHER ALTERATIONS</p> <ul style="list-style-type: none"> The teacher will walk with the students undercover to changeover with the Music class. 	<ul style="list-style-type: none"> Students bring their Crunch n Sip from bags, walk into the classroom, place Crunch n Sip on desks or bring to the floor to have during roll call depending on usual class practice. They are to be seated in a timely, quiet and orderly fashion, ready to listen to the instructions for the lesson. Students will ask questions if they need clarification on the tasks. Students who require more clarification or assistance will remain with the teacher. Students will collect their equipment as directed by the teacher and begin on their tasks quietly and quickly. Students are to stay on task, focus and work to complete their activities asking questions and for assistance as needed. 10 mins before the end of the lesson, students are to pack up quickly, quietly and move to the floor in an orderly fashion bring their Crunch N Sip with them. Students are to be ready to share their learning for the lesson in the class discussion. When asked, students are to put their fruit scraps in the bin/container as per class practice and their Crunch N Sip containers away. Students then line up, having collected their headphones or instruments as needed for their Music Lesson and walk with the teacher in a quiet, orderly fashion to changeover with the Music Class. <p>WET WEATHER ALTERATIONS</p> <ul style="list-style-type: none"> Students will walk in a quiet, orderly fashion with the teacher undercover to changeover with the Music class.



Liturgies/Assemblies Procedure

Name of procedure: Liturgies/Assemblies

REASON for this procedure?



Safety and respectful movement of students and smooth running of assembly.

WHAT are the steps for successful completion of the procedure?

Teacher Actions/Responsibilities	Student Actions/Responsibilities
<ul style="list-style-type: none"> Active supervision of students. Teachers to participate as an active model of expected behaviours. Including actions, responses, singing and movement. Teachers to ensure that students are seated in the designated area quietly and ready to begin on time. Teacher stands/ sits next to the students from their class group. Teachers to bring EMU Tokens to assembly to reinforce positive behaviour. <p>INDOOR WEATHER ALTERATIONS</p> <ul style="list-style-type: none"> Await announcement for liturgy/assembly to be moved to COLA or rescheduled. 	<ul style="list-style-type: none"> Walk quietly in two lines to the designated area. Sit in the class designated area as instructed by the teacher. Sit quietly until all classes are seated. Students to actively participate following expected behaviours. Including actions, responses, singing and movement. <p>INDOOR WEATHER ALTERATIONS</p> <ul style="list-style-type: none"> Follow teacher instructions

WHO needs to be taught this procedure? All students

WHO will teach this procedure? All Staff

WHEN is this procedure needed? At Monday and Friday Assembly and Liturgies/Masses

WHEN will the procedure be taught? Assembly and prior to liturgies

WHEN will the procedure be practised? Procedures will be reinforced at the start and end of the assemblies in Term 1 and 2. Individual teachers will take their classes to practise this procedure as needed.

HOW will you recognise procedure compliance? Teachers and school leaders to acknowledge and report on success. Teachers reinforce positive behaviour with Tokens.

HOW will you consistently enforce and correct errors? All staff to pre-correct with verbal prompts during the assembly. Teachers will hand out tokens to reinforce expected behaviours.

Clubs around the school

Earlier this year, we developed a slideshow to let our families know about the various clubs and activities that are currently available during play time. We are in the process of creating some posters to help remind students when and where these happen. Here is a reminder for you to discuss with your children:

- Rosters and rotations for soccer, handball, netball, touch football on the back playground each day and both breaks.
- Library - 2nd break Monday - Friday.
- Computer use in the library - Tuesday (Year 3), Wednesday (Year 4), Thursday (Year 5) and Friday (Year 6).
- Coding Club- Wednesday/Friday during 2nd break.
- Band - Tuesday 2nd break.
- Guitar club - before school on Wednesday.
- Private strings lessons - through CAPTIVATE.
- Sensory Garden.
- Running club - before school Monday to Friday.
- Training clubs related to gala days.
- Playground equipment available each day - blocks, climbing frame, hoops.



SPORTS NEWS

On May 4th, the OLOW Cross Country team competed at the Diocesan Cross Country Carnival at Eastern Creek. It was a rainy and cold day but our students shone through!

As always, we are so proud of your efforts on and off the track! The great sportsmanship from OLOW could be seen and heard by all!

Congratulations Cohen Dyrka, Maddison McGrath, Ashton Tran, Summer Clarke, Madison Fitzsimmons, Avery Hall, Sunny Savage, Max Calleja, Jetta Grady, Audrey Hall, Flynn Weber, Ryley Coote, Hayley Edwards, Koby-Lee Edwards, Patrick Moran, Ella Hirsch, Remy Cross, Oliver Casey, Max Thompson, Tyra Footman, Tanner Clarke, Lara Dwyer, Kye Chapman, Mikayla Blazek, Abby Hurst, Krystal Trigg, Emma-Lee Haines, Oliver MacLennan, Jye Walsh, Chase Bryan, Fraser Tait, Colby Tran, Edward Lennon, Jack Casey, Jake Thompson, Archie King, Billy Trad, Jake Walsh, Thomas Reeks and Marlie Robertson.

Also special congratulations to the following children who qualified for the carnival but were unable to participate on the day - Eli Downey, Mason Benitez, Kye Chapman and Makenzie Clarke.



Congratulations to the following students who placed in their race and will represent the Parramatta Diocese at the next level carnival in June.

Mikayla Blazek - 2nd
Jack Casey - 6th
Hayley Edwards - 6th
Jetta Grady - 4th
Edward Lennon - 1st



Library News


Library Timetable

Monday – Year 1,6,3 & 5

Tuesday – Year 2 & Kinder

Each day the library is opened at 2nd Break

Recommended Read – A must for parents to share with their child who may be reluctant going to school each day.



Attending school is intimidating for this little introvert; navigating the landscape does not come as effortlessly to them as it seems to for others. All the other students are far more confident and comfortable than our little character.

Blue Flower is a gift to those children who feel different: the quiet, thoughtful children who yearn to understand themselves and the world around them, and chafe against the established structures of a daily school routine. It is a magical accomplishment from one of our finest writers, and highly recommended for ages 4+.

Premier's Reading Challenge – It's not too late!

Congratulations to Archer Littlebury from Kinder. Our first student to complete the PRC. Well done Archer!

The following books have been read to your child during their library visits and can be added to their reading log:

Class	Title	PRC No
Kindergarten	Snail and Turtle	2318
	Fierce Little Woman	15013
	Cat Wants Custard	623326
	Underneath a Cow	4628
	Omar the Strongman	1269
Year 1	The Unwilling Twin	751098
	Cat Wants Custard	623326
	Fire Wombat	751124
	The Hole Idea	628135
	Anzac Billy	601786
Year 2	Mad Magpie	6798
	The Hole Idea	628135
	Fire Wombat	751124
	The Hole Idea	628135
	Mad Magpie	6798



Please support your child by making sure they have a library bag each week. A plastic recycled bag is fine. Students are unable to borrow a book and take it home unless they have a bag. Gently remind your child to return all library books and readers each week.

"...as parents, we have to find the time and the energy to step in and help our children love reading. We can read to them, talk to them about what they are reading, and make time for this by turning off the television, putting down our devices ourselves. Libraries are a critical tool to help parents do this."

Susan Masters – Library Assistant

YEAR 2 EXCURSION TO THE ARMS OF AUSTRALIA INN MUSEUM

The Year 2 students thoroughly enjoyed their excursion to the Arms of Australia Inn Museum on May 20th. They were beautifully behaved and were a credit to our school and their families.

Many thanks to our parent/grandparent helpers and to the volunteers from the museum. We appreciated all of your work to make this such a great learning experience for our students.

From our students:

- I loved washing the clothes on the washboard
- The school room was fun and their desks were old
- The coach was very comfortable inside
- The gramophone must play **discs**
- You need big muscles to use the sandstone wheel to sharpen an axe
- My grandad has a fridge like that in his garage

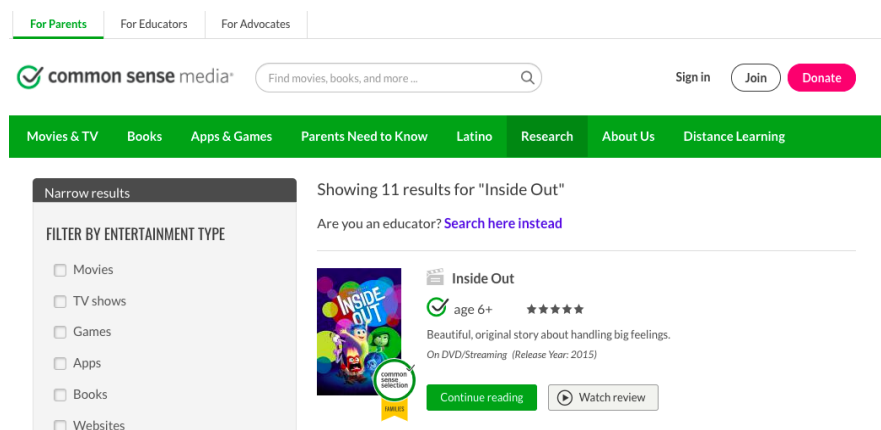


GENERAL NEWS

Commonsense media

Teachers are often asked for suggestions about the appropriateness of various books, films, games and social media apps. There is a wonderful site called Commonsense media- <https://www.commonsemmedia.org/>

You simply type in the name of the movie etc into the search bar and various results are shown eg Inside Out as shown below. You can then read the review



You can then click on the 'Continue reading' button and the site then provides a breakdown of the main themes/concepts, what parents need to know and reviews. It also provides an overview of the story and provides ideas for discussion with your child.

THANK YOU FROM YEAR TWO

Many thanks to the families who generously donated toys and books to be used in the Year 2 play pods. The students are enjoying using them as part of our play based and enquiry learning. Special thanks to the Bryan family for our beautiful new kitchen.



Thank you to everyone that supported the bake sale, it was a great success. A big thanks to the Year 3 families that supplied some very yummy treats for everyone. Congratulations Martina and her wonderful team Rose, Charley, Ivy, Isabel, Vanessa and Ayrton. All up there was \$778 raised for the Westmead Children's Hospital.

School Disco

The P&F have organised a DISCO for Friday 4th June.

INFANTS DISCO - The first disco will be starting at 5pm and will conclude at 6pm. Children from Kindergarten, Year 1 and Year 2 are invited to attend.

PRIMARY DISCO - The second disco will be starting at 6:30pm and will conclude at 8pm. Children from Year 3, Year 4, Year 5 and Year 6 are invited to attend.

Children must wear enclosed footwear.

Entry will be \$10 per student which will include a juice popper, a packet of chips and a glow stick. No cash will be taken on the night.

Please pay using the Qkr App by Thursday 3rd June.

To ensure a successful event, we will require some parent volunteers. If you are able to assist with this event, please open this link in your browser to complete the form:

<https://forms.gle/heSGtVAoMXSPf1kN7>



MACQUARIE
University

Is your child aged 8-12? Are they nervous about doing school talks or speeches?

The Centre for Emotional Health is recruiting for an exciting project to discover the best ways to reduce fear of public speaking in children and teenagers aged 8-12.

FIND OUT MORE

If you are interested in learning more, please email the research team at publicspeakingfears@mq.edu.au or call on (02) 9850 8596.

HERE ARE SOME OF THE BENEFITS OF BEING INVOLVED IN THIS RESEARCH:

- A free 2 hour treatment session for your child's fear of public speaking
- Your family will be reimbursed \$50 for your time

Important Dates



Date	Event
28 th May	Year 3 attending Parish Mass, 9.00am
28 th May	Infants Motiv8
4 th June	Year 1 attending Parish Mass, 9.00am
4 th June	School Disco, Infants 5.00-6.00pm, Primary 6.30-8.00pm
7 th June	Athletics Carnival
8 th June	Open Afternoon, Kinder Enrolments
9 th June	Stage 3 Boys soccer Gala Day
9 th June	Open Morning, Kinder Enrolments
11 th June	Feast of the Sacred Heart
11 th June	Year 2 attending Parish Mass
14 th June	Queen's Birthday Public Holiday
18 th June	Kindergarten attending Parish Mass, 9.00am
25 th June	Infants Athletics Carnival, 9.00-11.00am
25 th June	Last day of Term 2
12 th July	1 st day of Term 3
14 th July	Stage 2 Boys & Girls Soccer Gala Day

SkoolBag

Don't forget to download our school's SkoolBag app to ensure that you are kept in the loop on:

- * School newsletters
- * Notices
- * Events
- * Cancellations
- * Reminders
- * ...and more!

**INSTALLATION
INSTRUCTIONS**

Just download the "SkoolBag" app on your phone, open the app and add our school!



Volunteering with Uniting Edinglassie Emu Plains

Volunteer and drive our passion for change.

**Volunteer
today**

If you'd like to make a difference to the lives of others by bringing your skills, passions and compassion to one of our services, simply chat to our staff, visit our website, or get in touch by phone or email. We'd love to hear from you.

Get in touch

Fiona Gauci, Leisure & Wellness Coordinator

6 Troy Street, Emu Plains

47 350713

Visit

uniting.org/volunteer

Uniting